

Republic of the Philippines
MACABEBE WATER DISTRICT
Macabebe, Pampanga

DETAILED BALANCE SHEET
DECEMBER 31, 2015

CURRENT ASSETS

Cash on Hand	
Cash Collecting - Officers	2,533.00
Petty Cash Fund	-
Cash in Bank- Local Currency	
Cash in Bank-Local Currency, Current Account	660,812.98
Receivables	
Account Receivables	15,714,259.88
Allowance for doubtful accounts	(3,293,576.31)
Due from Officers & employees	-
Other receivables	554,197.80
	12,974,881.37
Inventories	947,309.13
Office supplies inventories	89,528.60
Accountable forms Inventory	564,561.49
Medical,Dental& laboratory supplies Inventory (Chemicals)	12,000.00
Other supplies Inventory (service Connection Materials)	281,219.04
TOTAL CURRENT ASSETS	14,585,536.48

NON-CURRENT ASSETS

OTHER ASSETS

Property, Plant and Equipment	
Land	350,000.00
Land Improvement, Net	162,038.48
Land Improvement	370,475.00
Accumulated Depreciation-Land Improvement	(208,436.52)
Irrigation & water system structure, Net	28,715,199.77
Irrigation & water system structure	52,705,266.95
Accumulated Depreciation-Irrigation & water system structure	(23,990,067.18)
Office building , Net	349,849.17
Office building	653,739.81
Accumulated Depreciation-Office building	(303,890.64)
Other structures, Net	2,779,861.49
Other structures	3,548,693.81
Accumulated Depreciation-Other structures	(768,832.32)
Office Equipment Net	140,133.82
Office Equipment	253,504.75
Accumulated Depreciation-Office Equipment	(113,370.93)
Furniture & fixtures, Net	321,286.02
Furniture & fixtures	496,924.25
Accumulated Depreciation-Furniture & fixtures	(175,638.23)
Other machineries & equipment , Net	1,631,045.49
Other machineries & equipment	4,347,009.19
Accumulated Depreciation-Other machineries & equipment	(2,715,963.70)
IT equipment & software, Net	242,253.57
IT equipment & software	538,435.50
Accumulated Depreciation-IT equipment & software	(296,181.93)
Communication Equipment , Net	799.00
Communication Equipment	7,990.00
Accumulated Depreciation-Communication Equip.	(7,191.00)
Other transportation Equipment, Net	119,086.21
Other transportation equipment	209,935.00
Accumulated Depreciation-Other transportation equipment	(90,848.79)
Machineries, Net	2,601,262.27
Machineries	3,499,835.00
Accumulated Depreciation-Machineries	(898,572.73)
Other PPE, Net	257,035.09
Other Property, Plant & Equipment	639,093.65
Accumulated Depreciation- Other PPE	(382,058.56)
Total Property Plant & Equipment	37,669,850.38
Other Assets	7,331,893.06
Construction in Progress – Agency Assets	-
Total Assets	59,587,279.92

LIABILITIES & EQUITY

CURRENT LIABILITIES

Guaranty Deposit payable	-
Retention	192,152.20
Inter-Agency Payables	(28,723.57)
Due to BIR	(28,723.57)
Due to GSIS	-
Due to Pag-ibig	-
Due to Philhealth	-
Other Liability Accounts	<u>2,008,397.73</u>
Other Payables	<u>2,008,397.73</u>
Total Current Liabilities	<u>1,979,674.16</u>

NON-CURRENT LIABILITIES


Loans Payable-Domestic	20,774,752.82
------------------------	---------------

EQUITY

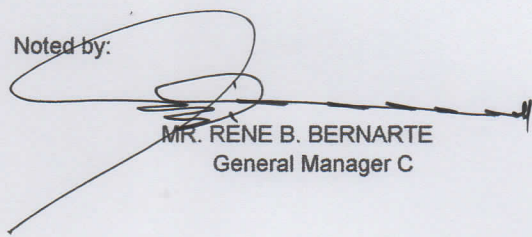
Capital Stock	13,313,097.79
Pai-In Capital in excess of par value	-
Retained Earnings	19,039,821.59
Add(Deduct) Net income (loss)	4,287,781.36
Total Equity	<u>36,640,700.74</u>
TOTAL LIABILITIES & EQUITY	<u>59,587,279.92</u>

0.00

Prepared by:


ADORITA M. BENIGNO
Senior Accounting Processor A

Noted by:


MR. RENE B. BERNARTE
General Manager C

Republic of the Philippines
MACABEBE WATER DISTRICT
Macabebe, Pampanga

CONDENSED BALANCE SHEET
DECEMBER 31, 2015

ASSETS

CURRENT ASSETS

Cash on Hand	2,533.00
Cash in Bank-Local Currency	660,812.98
Receivables	16,268,457.68
Allowance for doubtful accounts	(3,293,576.31)
Inventories	947,309.13

TOTAL CURRENT ASSETS 14,585,536.48

NON-CURRENT ASSETS

Property, Plant & Equipment	
Property, Plant & Equipment	67,620,902.91
Accumulated Depreciation-Property, Plant & Equipment	(29,951,052.53)
Other Assets	7,331,893.06
Construction in progress- agency assets	-
TOTAL NON-CURRENT ASSETS	<u>45,001,743.44</u>
TOTAL ASSETS	<u>59,587,279.92</u>

LIABILITIES & EQUITY

CURRENT LIABILITIES

Payables	
Guaranty Deposit Payable	-
Retention	192,152.20
Inter-Agency payables	(28,723.57)
Other liability accounts	2,008,397.73
TOTAL CURRENT LIABILITIES	<u>2,171,826.36</u>

NON-CURRENT LIABILITIES


Loans Payable-Domestic	<u>20,774,752.82</u>
------------------------	----------------------

EQUITY

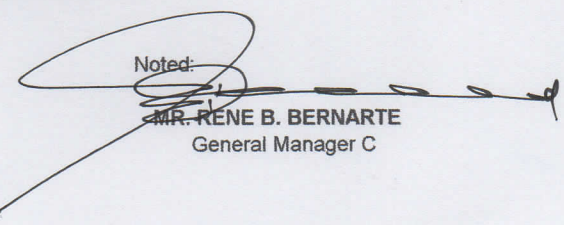
Government Equity	13,313,097.79
Retained Earnings	19,039,821.59
Add(Deduct) Net income (loss)	4,287,781.36
TOTAL EQUITY	<u>36,640,700.74</u>

TOTAL LIABILITIES & EQUITY 59,587,279.92

Prepared by:


ADORITA M. BENIGNO
Senior Accounting Processor A

Noted:


MR. RENE B. BERNARTE
General Manager C