

**MACABEBE WATER DISTRICT
DETAILED STATEMENT OF COMPREHENSIVE INCOME
(GENERAL FUND)
FOR THE YEAR ENDED DECEMBER 31, 2018**

	<u>2018</u>	<u>2017</u>
Income		
Service and Business Income		
Service Income		
Registration Fees		178,200.00
Fines and Penalties-Service Income	2,005,484.26	1,747,352.94
Other Service Income	151,311.82	101,295.00
Total Service Income	<u>2,156,796.08</u>	<u>2,026,847.94</u>
Business Income		
Sales Revenue	34,778,730.68	31,552,554.80
Sales Discounts	-	-
Net Sales	<u>34,778,730.68</u>	<u>31,552,554.80</u>
Interest Income	3,341.17	2,040.88
Other Business Income	484,058.08	179,950.00
Total Business Income	<u>35,266,129.93</u>	<u>31,734,545.68</u>
Total Service and Business Income	<u>37,422,926.01</u>	<u>33,761,393.62</u>
Miscellaneous Income		
Miscellaneous Income	69,650.00	17,750.00
Total Miscellaneous Income	<u>69,650.00</u>	<u>17,750.00</u>
Total Other Non-Operating Income	<u>69,650.00</u>	<u>17,750.00</u>
Total Income	<u>37,492,576.01</u>	<u>33,779,143.62</u>
Expenses		
Personnel Services		
Salaries and Wages		
Salaries and Wages-Regular	3,608,646.94	3,536,508.00
Salaries and Wages-Casual/Contractual	2,212,987.41	1,978,626.56
Total Salaries and Wages	<u>5,821,634.35</u>	<u>5,515,134.56</u>
Other Compensation		
Personnel Economic Relief Allowance (PERA)	370,545.45	336,000.00
Representation Allowance (RA)	102,000.00	102,000.00
Transportation Allowance (TA)	102,000.00	102,000.00
Clothing/Uniform Allowance	72,000.00	70,000.00
Productivity Incentive Allowance	-	-
Honoraria	414,450.00	420,525.00
Longevity Pay	15,000.00	20,000.00
Overtime and Night Pay	216,234.35	144,000.96
Year End Bonus	321,438.00	296,008.00
Cash Gift	81,500.00	70,000.00
Other Bonuses and Allowances	701,770.33	660,169.40
Total Other Compensation	<u>2,396,938.13</u>	<u>2,220,703.36</u>
Personnel Benefit Contributions		
Retirement and Life Insurance Premiums	457,208.24	678,517.89
Pag-IBIG Contributions	18,551.62	16,800.00
PhilHealth Contributions	44,193.22	35,550.00
Employees Compensation Insurance Premiums	18,600.00	16,800.00
Total Personnel Benefit Contributions	<u>538,553.08</u>	<u>747,667.89</u>
Other Personnel Benefits		
Terminal Leave Benefits	1,850,636.53	-
Other Personnel Benefits	177,624.32	-
Total Other Personnel Benefits	<u>2,028,260.85</u>	<u>-</u>
Total Personnel Services	<u>10,785,386.41</u>	<u>8,483,505.81</u>

Maintenance and Other Operating Expenses**Traveling Expenses**

Traveling Expenses-Local	121,443.00	130,206.04
Traveling Expenses-Foreign	-	-
Total Traveling Expenses	121,443.00	130,206.04

Training and Scholarship Expenses

Training Expenses	79,276.00	225,679.50
Scholarship Grants/Expenses	-	-
Total Training and Scholarship Expenses	79,276.00	225,679.50

Supplies and Materials Expenses

Office Supplies Expenses	151,975.01	418,934.38
Accountable Forms Expenses	211,351.57	228,331.06
Fuel, Oil and Lubricants Expenses	852,057.95	1,050,167.17
Medical, Dental & Laboratory Supplies Expenses	264,850.00	-
Chemical and Filtering Supplies Expenses	675,000.00	547,100.00
Other Supplies and Materials Expenses	2,332,505.07	2,212,401.44
Total Supplies and Materials Expenses	4,487,739.60	4,456,934.05

Utility Expenses

Electricity Expenses	9,884,547.34	8,592,992.58
Total Utility Expenses	9,884,547.34	8,592,992.58

Communication Expenses

Postage and Courier Services	-	701.00
Telephone Expenses	141,622.08	125,934.05
Internet Subscription Expenses	48,973.30	34,516.13
Cable, Satellite, Telegraph and Radio Expenses	8,550.03	9,176.14
Total Communication Expenses	199,145.41	170,327.32

Survey, Research, Exploration and Development Expenses

Survey Expenses	-	6,000.00
Total Survey, Research, Exploration and Development Expenses	-	6,000.00

Confidential, Intelligence and Extraordinary Expenses

Extraordinary and Miscellaneous Expenses	590,327.07	681,486.38
Total Confidential, Intelligence and Extraordinary Expenses	590,327.07	681,486.38

Professional Services

Legal Services	-	-
Auditing Services	145,264.30	56,180.80
Consultancy Services	-	-
Other Professional Services	6,000.00	300.00
Total Professional Services	151,264.30	56,480.80

General Services

Other General Services	36,200.00	46,200.00
Total General Services	36,200.00	46,200.00

Repairs and Maintenance


Repairs and Maintenance-Infrastructure Assets	624,780.00	337,004.00
Repairs and Maintenance-Buildings and Other Structures	151,165.09	194,649.00
Repairs and Maintenance-Machinery and Equipment	905,948.00	195,365.07
Repairs and Maintenance-Transportation Equipment	73,130.56	24,769.80
Repairs and Maintenance-Furniture and Fixtures	-	14,400.00
Repairs and Maintenance-Other Property, Plant and Equipment	205,742.00	151,774.00
Total Repairs and Maintenance	1,960,765.65	917,961.87

Taxes, Insurance Premiums and Other Fees


Taxes, Duties and Licenses	715,646.03	353,697.85
Fidelity Bond Premiums	6,450.00	5,775.00
Insurance Expenses	166,858.11	147,497.30
Total Taxes, Insurance Premiums and Other Fees	888,954.14	506,970.15

Other Maintenance and Operating Expenses		
Advertising, Promotional and Marketing Expenses	-	-
Representation Expenses	342,173.97	424,155.50
Rent/Lease Expenses	11,500.00	104,500.00
Membership Dues and Contributions to Organizations	11,674.00	33,074.00
Subscription Expenses	-	3,000.00
Donations	80,548.00	25,463.75
Total Other Maintenance and Operating Expenses	445,895.97	590,193.25
Total Maintenance and Other Operating Expenses	18,845,558.48	16,381,431.94
Financial Expenses		
Financial Expenses		
Interest Expenses	547,641.00	699,034.00
Bank Charges	-	-
Total Financial Expenses	547,641.00	699,034.00
Non-Cash Expenses		
Depreciation		
Depreciation-Land Improvements	14,850.36	33,342.72
Depreciation-Infrastructure Assets	4,289,458.80	3,983,839.14
Depreciation-Buildings and Other Structures	170,775.12	161,044.38
Depreciation-Machinery and Equipment	1,046,568.18	752,678.98
Depreciation-Transportation Equipment	107,170.32	74,268.52
Depreciation-Furniture, Fixtures and Books	6,327.00	34,470.00
Depreciation-Other Property, Plant and Equipment	128,224.92	218,461.01
Amortization-Intangible Assets	4,833.32	-
Loss of Assets	228,643.89	-
Total Depreciation	5,996,851.91	5,258,104.75
Impairment Loss		
Impairment Loss-Loans and Receivables	44,364.38	(74,197.98)
Total Impairment Loss	44,364.38	(74,197.98)
Discount and Rebates		
Other Discounts	(16,545.35)	(13,363.47)
Rebates	-	-
Total Discounts and Rebates	(16,545.35)	(13,363.47)
Total Non-Cash Expenses	6,024,670.94	5,170,543.30
Total Expenses	36,203,256.83	30,734,515.05
Profit/(Loss) Before Tax	1,289,319.18	3,044,628.57
Income Tax Expense/(Benefit)	-	-
Profit/(Loss) After Tax	1,289,319.18	3,044,628.57
Net Income/(Loss)	1,289,319.18	3,044,628.57
Other Comprehensive Income/(Loss) for the Period		
Changes in Fair Value of Investments	-	-
Translation Adjustment	-	-
Total Other Comprehensive Income/(Loss) for the Period	1,289,319.18	3,044,628.57
Comprehensive Income/(Loss)	1,289,319.18	3,044,628.57

Prepared by:


ADORITA M. BENIGNO
 Sr. Accounting Processor A


Noted by:


LONELL C. MACALINO
 General Manager C

**MACABEBE WATER DISTRICT
CONDENSED STATEMENT OF COMPREHENSIVE INCOME
(GENERAL FUND)
FOR THE YEAR ENDED DECEMBER 31, 2018**

	<u>2018</u>	<u>2017</u>
Income		
Service and Business Income	37,422,926.01	33,761,393.62
Other Non-Operating Income	69,650.00	17,750.00
	37,492,576.01	33,779,143.62
Expenses		
Personnel Services	10,785,386.41	8,483,505.81
Maintenance and Other Operating Expenses	18,845,558.48	16,381,431.94
Financial Expenses	547,641.00	699,034.00
Direct Costs		
Non-Cash Expenses	6,024,670.94	5,170,543.30
	36,203,256.83	30,734,515.05
Profit/(Loss) Before Tax	1,289,319.18	3,044,628.57
Income Tax Expense/(Benefit)	-	-
Profit/(Loss) After Tax	1,289,319.18	3,044,628.57
Net Income/(Loss)		
Other Comprehensive Income/(Loss) for the Period		
Comprehensive Income/(Loss)	1,289,319.18	3,044,628.57

Prepared by:


ADORITA M. BENIGNO
Sr. Accounting Processor A

Noted by:


LONELL C. MACALINO
General Manager C