


Republic of the Philippines
MACABEBE WATER DISTRICT
 Macabebe, Pampanga
DETAILED STATEMENT OF INCOME AND EXPENSES
 For the Year Ended December 31, 2016
(With Comparative Figures for 2015)

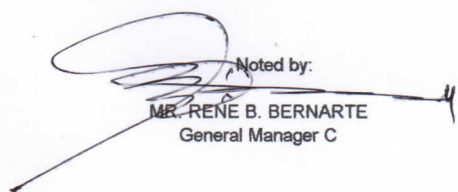
INCOME	2016	2015	Increase (Decreases)
Income from Waterworks	P 30,747,911.62	27,985,322.52	P 2,762,589.10
Fines & Penalties	1,598,681.01	1,498,437.10	100,243.91
Rent Income	149,000.00	95,190.00	53,810.00
Other Business Income	156,650.00	117,050.00	39,600.00
Miscellaneous Income	111,363.79	91,080.49	20,283.30
Prior years adjustments	25,000.00	28,000.00	(3,000.00)
Total Business Income	32,788,606.42	29,815,080.11	2,973,526.31
EXPENSES:			
PERSONAL SERVICES			
Salaries & Wages- Regular	3,276,789.31	3,116,007.00	160,782.31
Salaries & Wages- Contractual	1,848,026.98	1,676,192.49	171,834.49
Personnel Economic Relief Allowance (PERA)	336,191.47	342,000.00	(5,808.53)
Additional Compensation (ADCOM)	-	-	-
Representation Allowance (RA)	102,000.00	102,000.00	-
Transportation Allowance (TA)	102,000.00	102,000.00	-
Clothing/Uniform Allowance	65,000.00	70,000.00	(5,000.00)
Subsistence, Laundry & Quarter Allowance	-	105,000.00	(105,000.00)
Productivity Incentive Allowance	28,000.00	24,000.00	4,000.00
Other Bonuses & Allowance	842,930.64	529,711.99	313,218.65
Board Members Benefits	421,200.00	417,825.00	3,375.00
Longevity Pay	45,000.00	-	45,000.00
Overtime & Night Pay	130,799.30	104,807.42	25,991.88
Anniversary Bonus	-	-	-
Cash Gift	65,000.00	70,250.00	(5,250.00)
Year end Bonus	272,971.00	256,875.00	16,096.00
Total	7,535,908.70	6,916,668.90	619,239.80
Personnel Benefits Contribution	-	-	-
Life & Retirement Insurance Contributions	393,123.42	373,920.79	19,202.63
PAG-IBIG Contribution	16,800.00	35,753.96	(18,953.96)
Philhealth Contribution	34,050.00	33,862.50	187.50
ECC Contribution	16,812.88	17,100.00	(287.12)
Total Personal Services	460,786.30	460,637.25	149.05
Other Personnel Benefits	-	-	-
Other Personnel Benefits (Monetized Leave)	358,648.02	74,242.13	284,405.89
Total	358,648.02	74,242.13	284,405.89
Total Personal Services	8,355,343.02	7,451,548.28	903,794.74
MAINTENANCE AND OTHER OPERATING EXPENSES			
Traveling Expenses-Local	499,289.30	418,997.50	80,291.80
Training Expenses	251,440.00	228,150.00	23,290.00
Supplies and Materials Expenses	2,455,444.01	2,278,459.48	176,984.53
Office Supplies Expenses	381,035.33	423,301.86	(42,266.53)
Accountable Forms Expenses	227,014.35	217,582.45	9,431.90
Medical, Dental & Laboratory Supplies Expenses	583,930.00	319,210.00	264,720.00
Other Supplies Expenses	1,263,464.33	1,318,365.17	(54,900.84)
Gasoline, Oil, lubricants Expenses	498,382.41	460,424.99	37,957.42
Total Supplies and Materials Expenses	3,704,555.72	3,386,031.97	318,523.75
Utility Expenses	-	-	-
Electricity Expenses	8,294,891.68	8,035,840.51	259,051.17
Communication Expenses			
Postage & Delivery	-	-	-
Telephone Expenses- Landline	26,800.86	24,862.76	1,938.10
Telephone Expenses- Mobile	93,363.43	108,773.61	(15,410.18)
Internet Expense	21,411.40	12,136.54	9,274.86
Total Communication Expenses	141,575.69	145,772.91	(4,197.22)
Membership Dues & Dont. to Organization	14,970.00	21,112.00	(6,142.00)
Advertising Expenses	15,000.00	-	15,000.00
Rent Expenses	123,300.00	209,250.00	(85,950.00)
Representation Expenses	320,066.75	365,809.87	(45,743.12)
Delivery expenses	-	-	-
Subscription Expense	-	6,279.00	(6,279.00)
Rewards & Other Claims	-	-	-
Extraordinary expenses(EME)	117,000.00	117,000.00	-
Miscellaneous Expenses	504,190.63	366,409.72	137,780.91
Total	1,094,527.38	1,085,860.59	8,666.79
Professional Services	-	-	-
Legal Services	-	3,000.00	(3,000.00)
Auditing Services	-	102,527.27	(102,527.27)
General Services	45,000.00	25,000.00	20,000.00
Other Professional Services	1,050.00	2,100.00	(1,050.00)
Total Professional Services	46,050.00	132,627.27	(86,577.27)
Total	21,636,943.49	20,237,681.53	1,399,261.96

Repairs & Maintenance			
Repairs & Maintenance-Irrigation & Water System	1,500,030.00	109,500.00	1,390,530.00
Repairs & Maintenance - Office Bldg.	61,049.00	18,300.00	42,749.00
Repairs & Maintenance - Other Structures	114,630.00	68,000.00	46,630.00
Repairs & Maint. Office Equipment		15,500.00	(15,500.00)
Repairs & Maintenance-Furniture & Fixtures			-
Repairs & Maintenance - IT Equipment & Software	32,300.00	12,064.00	20,236.00
Repairs & Maintenance - Machineries	35,100.00	248,023.00	(212,923.00)
Repairs & Maintenance- Other Machineries & Equip	11,610.00	57,600.00	(45,990.00)
Repairs & Maintenance-Transportation Equipment	5,261.00	860.00	4,401.00
Repairs & maintenance- Other PPE	249,567.50	147,177.00	102,390.50
Total Repairs & Maintenance	<u>2,009,547.50</u>	<u>677,024.00</u>	<u>1,332,523.50</u>
Donations & Contributions	25,680.00	55,500.00	(29,820.00)
Taxes, Insurance Premiums & Other Fees	79,184.99	21,173.36	58,011.63
Fidelity Bonds Premiums	5,400.00	5,550.00	(150.00)
Insurance Expenses	123,855.08	122,114.80	1,740.28
	<u>234,120.07</u>	<u>204,338.16</u>	<u>29,781.91</u>
Non-Cash Expense			
Bad debts expense	149,271.43	326,013.39	(176,741.96)
Depreciation Expenses			
Depreciation- Land Improvement	33,342.72	28,633.56	4,709.16
Depreciation-Irrigation & Water System	3,815,482.26	2,591,919.48	1,223,562.78
Depreciation-Office Building	29,418.24	29,418.24	-
Depreciation-Other Structures	120,004.16	93,581.97	26,422.19
Depreciation-Office Equipment	27,852.36	24,466.56	3,385.80
Depreciation-Furniture & Fixtures	34,470.00	35,208.00	(738.00)
Depreciation IT Equipment & Software	68,112.66	70,974.24	(2,861.58)
Depreciation- Machineries	314,985.12	204,730.71	110,254.41
Depreciation-Communication Equipment			-
Depreciation-Other PPE	89,998.68	38,220.33	51,778.35
Depreciation-Other Machineries & Equipment	287,571.60	283,619.10	3,952.50
Depreciation-Transportation Equipment	34,524.81	19,080.87	15,443.94
Total Depreciation expenses	<u>4,855,762.61</u>	<u>3,419,853.06</u>	<u>1,435,909.55</u>
TOTAL MAINTENANCE & OTHER OPERATING EXPENSES	<u>7,248,701.61</u>	<u>4,627,228.61</u>	<u>2,621,473.00</u>
FINANCIAL EXPENSES			
Other discounts	(12,225.95)	(15,585.25)	3,359.30
Bank Charges		3,694.04	(3,694.04)
Interest Expenses	844,400.00	999,451.00	(155,051.00)
Total Financial Expenses	<u>832,174.05</u>	<u>987,559.79</u>	<u>(155,385.74)</u>
TOTAL EXPENSES	29,717,819.15	25,852,469.93	3,865,349.22
INCOME (LOSS) FROM OPERATION	3,070,787.27	3,962,610.18	(891,822.91)
OTHER INCOME EXPENSES			
Interest income	1,552.44	1,801.16	(248.72)
NET INCOME (LOSS) BEFORE INCOME TAX	P <u>3,072,339.71</u>	<u>3,964,411.34</u>	<u>(892,071.63)</u>

Prepared by:


ADORITA M. BENIGNO
 Sr. Accounting Processor A


Noted by:


MR. RENÉ B. BERNARTE
 General Manager C


Republic of the Philippines
 MACABEBE WATER DISTRICT
 Macabebe, Pampanga
 CONDENSED STATEMENT OF INCOME AND EXPENSES
 For the Year Ended December 31, 2016
 (With Comparative Figures for 2015)

	2016	2015	Increase (Decrease)
INCOME			
General Income			
Business Income	32,495,592.63	29,578,949.62	2,916,643.01
Other Business Income	156,650.00	117,050.00	39,600.00
Prior Years adjustment	25,000.00	28,000.00	(3,000.00)
Gross Income	<u>32,677,242.63</u>	<u>29,723,999.62</u>	<u>2,953,243.01</u>
EXPENSES:			
PERSONAL SERVICES			
Salaries and Wages	5,124,816.29	4,792,199.49	332,616.80
Other Compensation	2,411,092.41	2,124,469.41	286,623.00
Personnel Benefits-Contributions	460,786.30	460,637.25	149.05
Other Personnel Benefits	358,648.02	74,242.13	284,405.89
TOTAL PERSONAL SERVICES	<u>8,355,343.02</u>	<u>7,451,548.28</u>	<u>903,794.74</u>
MAINTENANCE AND OTHER OPERATING EXPENSES			
Traveling Expenses	499,289.30	418,997.50	80,291.80
Training Expenses and Scholarship Expenses	251,440.00	228,150.00	23,290.00
Supplies & Materials Expenses	2,953,826.42	2,738,884.47	214,941.95
Utility Expenses	8,294,891.68	8,035,840.51	259,051.17
Communication Expenses	141,575.69	145,772.91	(4,197.22)
Membership Dues & Cont. to Organization	14,970.00	21,112.00	(6,142.00)
Advertising Expenses	15,000.00	-	15,000.00
Rent Expenses	123,300.00	209,250.00	(85,950.00)
Representation Expenses	320,066.75	365,809.87	(45,743.12)
Delivery expenses	-	-	-
Subscription Expenses	-	6,279.00	(6,279.00)
Rewards & Other Claims	-	-	-
Extraordinary Miscellaneous expenses (EME)	117,000.00	117,000.00	-
Miscellaneous Expenses	504,190.63	366,409.72	137,780.91
Professional Service	46,050.00	132,627.27	(86,577.27)
Repairs & Maintenance	2,009,547.50	677,024.00	1,332,523.50
Donations & Contributions	25,680.00	55,500.00	(29,820.00)
Taxes, Insurance Premiums and Other Fees	79,184.99	21,173.36	58,011.63
Fidelity Bond Premiums	5,400.00	5,550.00	(150.00)
Insurance Expense	123,855.08	122,114.80	1,740.28
Bad Debts Expenses	149,271.43	326,013.39	(176,741.96)
Depreciation Expenses	4,855,762.61	3,419,853.06	1,435,909.55
TOTAL MAINTENANCE & OTHER OPERATING EXPENSES	<u>20,530,302.08</u>	<u>17,413,361.86</u>	<u>3,116,940.22</u>
FINANCIAL EXPENSES			
Other discounts	(12,225.95)	(15,585.25)	3,359.30
Bank Charges	-	3,694.04	(3,694.04)
Interest Expenses	844,400.00	999,451.00	(155,051.00)
TOTAL FINANCIAL EXPENSES	<u>832,174.05</u>	<u>987,559.79</u>	<u>(158,745.04)</u>
TOTAL EXPENSES	<u>29,717,819.15</u>	<u>25,852,469.93</u>	<u>3,861,989.92</u>
INCOME (LOSS) FROM OPERATION	<u>2,959,423.48</u>	<u>3,871,529.69</u>	<u>(908,746.91)</u>
OTHER INCOME			
Interest Revenues	1,552.44	1,801.16	(248.72)
Miscellaneous Income	111,363.79	91,080.49	20,283.30
TOTAL OTHER INCOME(EXPENSES)	<u>112,916.23</u>	<u>92,881.65</u>	<u>20,034.58</u>
NET INCOME (LOSS) BEFORE INCOME TAX	<u>3,072,339.71</u>	<u>3,964,411.34</u>	<u>(892,071.63)</u>

Prepared by:


 ADORITA M. BENIGNO
 Sr. Accounting Processor A

Noted by:


 MR. RENE B. BERNARTE
 General Manager C